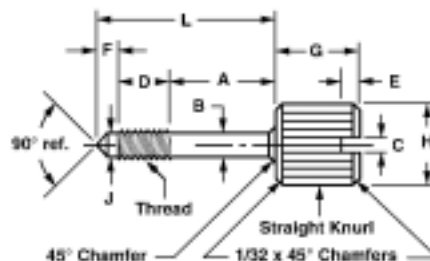


CAPTIVE PANEL SCREWS and WASHERS

Available in the following materials:

Material Code No.	Material Name	Material Code No.	Material Name	Material Code No.	Material Name
-5	Ultem® 1000	-37	PVDF (Kynar)	-273	PVC (black)
-15	PEEK™	-60	Glass-filled Nylon	-274	PVC (clear)
-24	Delrin (white)	-213	Vespel®	-2401	Meldin®
-27	PVC (grey)	-272	PVC (white)		



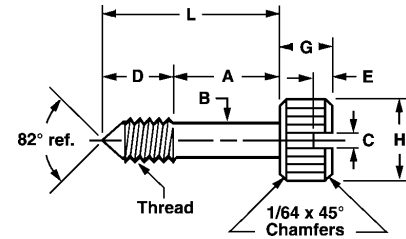
STANDARD KNURLED HEAD

Part No. CS100 - (Size Code No.) - (Material Code No.)

Size Code No.	Thread	+/- .015 L	+/- .010 A	+ .015 - .005 Dia. H	+/- 1/64 Lgth G	+ .005 - .000 C	+ .010 - .000 E	+ .000 - .015 D	(Ref) F	+/- .005 B	+ .000 - .016 J	Knurl Teeth per Inch	Knurl Dia-metrical Pitch	Chamfer 45° Max
-14 -16	6-32	.500 .625	.194 .319	5/16	5/16	.047	.078	.212	.094	.095	.095	40.7	128	.022
-40 -42	8-32	.500 .625	.194 .319	5/16	5/16	.047	.078	.212	.094	.120	.120	40.7	128	.022
-66 -68 -70	10-24	.625 .750 .875	.219 .344 .469	3/8	7/16	.063	.094	.250	.156	.130	.130	30.6	96	.030
-90 -92 -94	10-32	.625 .750 .875	.219 .344 .469	3/8	7/16	.063	.094	.250	.156	.130	.130	30.6	96	.030
-114 -116 -118 -120	1/4-20	.750 .875 1.000 1.125	.250 .375 .500 .625	1/2	9/16	.078	.094	.313	.187	.175	.175	30.6	96	.038
-152 -154 -156 -158	1/4-28	.750 .875 1.000 1.125	.250 .375 .500 .625	1/2	9/16	.078	.094	.313	.187	.175	.175	30.6	96	.038
-190 -192 -194 -196 -198 -200	5/16-18	1.000 1.125 1.250 1.375 1.500 1.625	.375 .500 .625 .750 .875 1.000	5/8	11/16	.094	.125	.375	.250	.230	.230	20.4	64	.041
-224 -226 -228 -230 -232 -234	5/16-18	1.000 1.125 1.250 1.375 1.500 1.625	.375 .500 .625 .750 .875 1.000	5/8	11/16	.094	.125	.375	.250	.230	.230	20.4	64	.041
-258 -260 -262 -264 -266 -268 -270 -272 -274	3/8-16	1.000 1.125 1.250 1.375 1.500 1.625 1.750 1.875 2.000	.375 .500 .625 .750 .875 1.000 1.125 1.250 1.375	5/8	11/16	.094	.125	.375	.250	.280	.280	20.4	64	.041

Other sizes available.

CAPTIVE PANEL SCREWS AND WASHERS (continued)



SHORT KNURLED HEAD

Part No. CS102 - (Size Code No.) - (Material Code No.)

Size Code No.	Thread	+/- .015 L	+/- .010 A	+0.015 -0.005 Dia. H	+/- 1/64 Lgth G	+0.005 -0.000 C	+0.010 -0.000 E	+0.000 -0.015 D	+/- .005 B	Knurl Pitch
-30 -32 -34	6-32	.375 .500 .625	.094 .219 .344	5/16	3/16	.040-.050	.063	.281	.095	40
-58 -60 -62	6-32	.375 .500 .625	.094 .219 .344	3/8	3/16	.040-.050	.063	.281	.095	40
-86	8-32	.625	.250	7/16	1/4	.063	.063	.375	.120	40
-110 -112 -114	10-24	.625 .750 .875	.250 .375 .500	7/16	1/4	.063	.063	.375	.130	30
-150 -152 -154	10-32	.625 .750 .875	.219 .344 .469	7/16	1/4	.063	.063	.375	.130	30
-190 -192 -194	12-24	.625 .750 .875	.250 .375 .500	9/16	1/4	.063	.094	.375	.152	30
-230 -232 -234 -236 -238	1/4-20	.625 .750 .875 1.000 1.125	.250 .375 .500 .625 .750	9/16	1/4	.063	.094	.375	.175	30
-270 -272 -274 -276 -278	1/4-20	.625 .750 .875 1.000 1.125	.250 .375 .500 .625 .750	3/4	1/4	.063	.125	.375	.175	30
-310 -312 -314 -316 -318	1/4-28	.625 .750 .875 1.000 1.125	.250 .375 .500 .625 .750	9/16	1/4	.063	.094	.375	.175	30
-350 -352 -354 -356 -358 -360 -362	1/4-28	.625 .750 .875 1.000 1.125 1.250 1.375	.250 .375 .500 .625 .750 .875 1.000	3/4	1/4	.063	.125	.375	.175	30
-390 -392 -394 -396 -398 -400 -402 -404 -406	5/16-24	.625 .750 .875 1.000 1.125 1.250 1.375 1.500 1.625	.250 .375 .500 .625 .750 .875 1.000 1.125 1.250	9/16	1/4	.063	.094	.375	.235	30

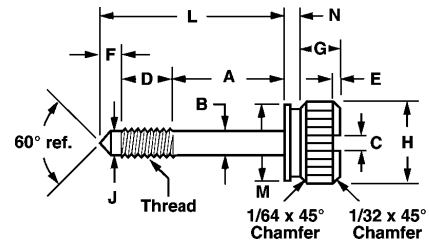
Available in the following materials:

Material Code No.	Material Name
-5	Ultem® 1000
-15	PEEK™
-24	Delrin (white)
-27	PVC (grey)
-37	PVDF (Kynar)
-60	Glass-filled Nylon
-213	Vespel®
-272	PVC (white)
-273	PVC (black)
-274	PVC (clear)
-2401	Meldin®

Other sizes available.

CAPTIVE PANEL SCREWS AND WASHERS (continued)

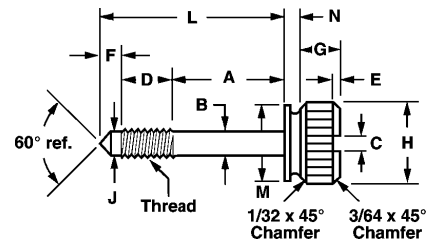
See next page for available materials.



SMALL CHAMFER KNURLED HEAD

Part No. CS103 - (Size Code No.) - (Material Code No.)

Size Code No.	Thread	+/- .015 L	+/- .010 A	+0.015 -0.005 Dia. H	+/- 1/64 Lgth G	+0.005 -0.000 C	+0.010 -0.000 E	+0.000 -0.015 D	(Ref) F	+/- .005 B	+0.000 -0.016 J	Knurl Teeth per Inch	Knurl Dia-metrical Pitch	Chamfer 45° Max
-14	6-32	.500	.194	5/16	5/16	.047	.078	.212	.094	.095	.095	40.7	128	.022
-16		.625	.319											



LARGE CHAMFER KNURLED HEAD

Part No. CS105 - (Size Code No.) - (Material Code No.)

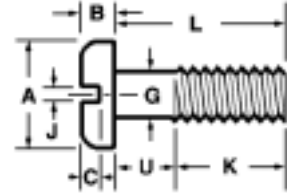
Size Code No.	Thread	+/- .015 L	+/- .010 A	+0.015 -0.005 Dia. H	+/- 1/64 Lgth G	+0.005 -0.000 C	+0.010 -0.000 E	+0.000 -0.015 D	(Ref) F	+/- .005 B	+0.000 -0.016 J	+/- .010 M	+/- .010 N	Knurl Pitch
-2	8-32	.625	.250	1/2	3/16	.063	.078	.250	.125	.120	.120	13/32	1/16	40
-26	8-32	.625	.250	5/8	3/16	.063	.078	.250	.125	.120	.120	1/2	1/16	40
-50	10-24	.625	.250	1/2	3/16	.063	.094	.250	.125	.130	.130	13/32	1/16	.30
-52		.750	.375											
-54		.875	.500											
-90	10-32	.625	.250	1/2	3/16	.063	.094	.250	.125	.130	.130	13/32	1/16	.30
-92		.750	.375											
-94		.875	.500											
-130	10-32	.625	.250	5/8	3/16	.063	.094	.250	.125	.130	.130	1/2	1/16	.30
-132		.750	.375											
-134		.875	.500											
-170	12-24	.625	.250	5/8	3/16	.078	.094	.250	.125	.152	.152	1/2	1/16	.30
-172		.750	.375											
-174		.875	.500											
-210	1/4-20	.750	.125	5/8	9/16	.078	.094	.313	.187	.175	.175	30.6	96	.038
-212		.875	.250											
-214		1.000	.375											
-248	1/4-20	.750	.125	5/8	9/16	.078	.094	.313	.187	.175	.175	30.6	96	.038
-250		.875	.250											
-252		1.000	.375											
-254		1.125	.500											

Other sizes available.

CAPTIVE PANEL SCREWS AND WASHERS (continued)

Available in the following materials:

Material Code No.	Material Name	Material Code No.	Material Name	Material Code No.	Material Name
-5	Ultem® 1000	-37	PVDF (Kynar)	-273	PVC (black)
-15	PEEK™	-60	Glass-filled Nylon	-274	PVC (clear)
-24	Delrin (white)	-213	Vespel®	-2401	Meldin®
-27	PVC (grey)	-272	PVC (white)		



SLOTTED PAN HEAD

Part No. CS200 - (Size Code No.) - (Material Code No.)

Slotted Pan Head	With Point		Dim. L	Dim. +/- .010 K	Dim. +/- .010 U	Head Dia. +/- .005 A	Slotted Head Height B	Slot Depth C	Slot Width J	Dim. +/- .005 G	PK Ref. Only
Size Code No.		Thread									
-16 -18	-16P -18P	6-32	.500 .625	3/16	5/16 7/16	.256-.294	.072-.082	.037-.050	.039-.048	.095	.26
-28 -30	-28P -30P	8-32	.500 .625	3/16	5/16 7/16	.306-.347	.085-.096	.045-.058	.045-.054	.120	.28
-40 -42 -44	-40P -42P -44P	10-24	.625 .750 .875	1/4	3/8 1/2 5/8	.357-.403	.099-.110	.053-.068	.050-.060	.130	.36
-54 -56 -58	-54P -56P -58P	10-32	.625 .750 .875	1/4	3/8 1/2 5/8	.357-.403	.099-.110	.053-.068	.050-.060	.130	.36
-70 -72 -74 -76	-70P -72P -74P -76P	1/4-20	.750 .875 1.000 1.125	1/4	1/2 5/8 3/4 7/8	.473-.517	.130-.144	.070-.087	.064-.075	.175	.39

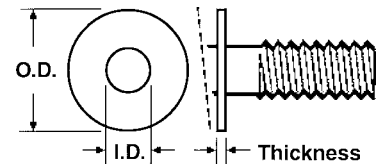
Other sizes available.

CAPTIVE WASHERS for Slotted Pan Head Screws

Part No. CSW200 - (Size Code No.) - 29 (Teflon)

Size Code No.	Screw Size	Outside Diameter +/- .010	Inside Diameter +/- .005	Thickness +/- .005
-2	6	.312	.130	.030
-3	8	.312	.155	.030
-4	10	.375	.180	.030
-5	1/4	.500	.240	.045

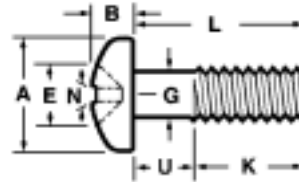
Washers are available in Teflon (Material Code No. -29)



Other sizes available.

CAPTIVE PANEL SCREWS AND WASHERS (continued)

See next page for available materials.



PHILLIPS PAN HEAD

Part No. CS202 - (Size Code No.) - (Material Code No.)

Phillips Pan Head	With Point										
Size Code No.	Thread	Dim. L	Dim. +/- .010 K	Dim. +/- .010 U	Head Dia. +/- .005 A	Slotted Head Height B	Recess Dia. E	Recess Width N	Dim. +/- .005 G	PK Ref. Only	
-16 -18	-16P -18P	6-32	.500 .625	3/16	5/16 7/16	.256-.294	.097-.097	.153-.166	.028	.095	.26
-28 -30	-28P -30P	8-32	.500 .625	3/16	5/16 7/16	.306-.347	.105-.115	.169-.182	.030	.120	.28
-40 -42 -44	-40P -42P -44P	10-24	.625 .750 .875	1/4	3/8 1/2 5/8	.357-.403	.122-.133	.186-.199	.031	.130	.36
-54 -56 -58	-54P -56P -58P	10-32	.625 .750 .875	1/4	3/8 1/2 5/8	.357-.403	.099-.110	.053-.068	.050-.060	.130	.36
-70 -72 -74 -76	-70P -72P -74P -76P	1/4-20	.750 .875 1.000 1.125	1/4	1/2 5/8 3/4 7/8	.473-.517	.162-.175	.268-.281	.036	.175	.39

Other sizes available.

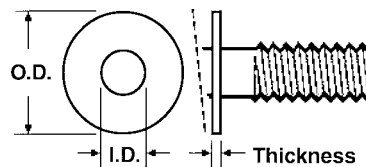
CAPTIVE WASHERS for Phillips Pan Head Screws

Part No. CSW200 - (Size Code No.) - 29 (Teflon)

Size Code No.	Screw Size	Outside Diameter +/- .010	Inside Diameter +/- .005	Thickness +/- .005
-2	6	.312	.130	.030
-3	8	.312	.155	.030
-4	10	.375	.180	.030
-5	1/4	.500	.240	.045

Other sizes available.

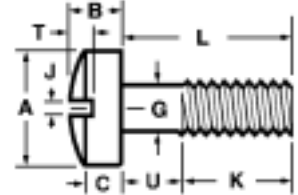
Washers are available in Teflon (Material Code No. -29)



CAPTIVE PANEL SCREWS AND WASHERS (continued)

Available in the following materials:

Material Code No.	Material Name	Material Code No.	Material Name	Material Code No.	Material Name
-5	Ultem® 1000	-37	PVDF (Kynar)	-273	PVC (black)
-15	PEEK™	-60	Glass-filled Nylon	-274	PVC (clear)
-24	Delrin (white)	-213	Vespel®	-2401	Meldin®
-27	PVC (grey)	-272	PVC (white)		



SLOTTED FILLISTER HEAD

Part No. CS400 - (Size Code No.) - (Material Code No.)

Slotted Fillister Head	With Point		Dim. L	Dim. +/- .010 K	Dim. +/- .010 U	Head Dia. A	Total Head Height B	Head Side Height C	Slot Width J	Slot Depth T	Dim. +/- .005 G	PK Ref. Only
Size Code No.	Thread											
-16 -18	-16P -18P	6-32	.500 .625	3/16	5/16 7/16	.208-.226	.111-.132	.086-.096	.039-.048	.045-.060	.095	.26
-26 -28	-26P -28P	8-32	.500 .625	3/16	5/16 7/16	.250-.270	.133-.156	.102-.113	.045-.054	.054-.071	.120	.28
-38 -40 -42	-38P -40P -42P	10-24	.625 .750 .875	1/4	3/8 1/2 5/8	.292-.313	.156-.180	.118-.130	.050-.060	.064-.083	.130	.36
-50 -52 -54	-50P -52P -54P	10-32	.625 .750 .875	1/4	3/8 1/2 5/8	.292-.313	.156-.180	.118-.130	.050-.060	.064-.083	.130	.36
-64 -66 -68 -70	-64P -66P -68P -70P	1/4-20	.750 .875 1.000 1.125	1/4	1/2 5/8 3/4 7/8	.389-.414	.207-.237	.155-.170	.064-.075	.082-.109	.175	.39

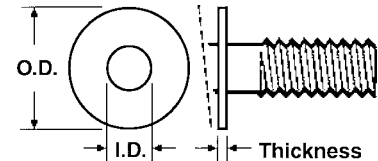
Other sizes available.

CAPTIVE WASHERS for Slotted Fillister Head Screws

Part No. CSW200 - (Size Code No.) - 29 (Teflon)

Size Code No.	Screw Size	Outside Diameter +/- .010	Inside Diameter +/- .005	Thickness +/- .005
-2	6	.312	.130	.030
-3	8	.312	.155	.030
-4	10	.375	.180	.030
-5	1/4	.500	.240	.045

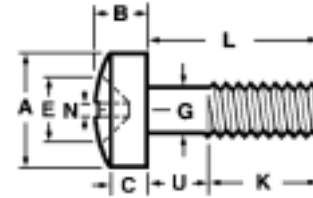
Washers are available in Teflon (Material Code No. -29)



Other sizes available.

CAPTIVE PANEL SCREWS AND WASHERS (continued)

See next page for available materials.



PHILLIPS FILLISTER HEAD

Part No. CS402 - (Size Code No.) - (Material Code No.)

Phillips Fillister Head	With Point		Dim. L	Dim. +/- .010 K	Dim. +/- .010 U	Head Dia. A	Total Head Height B	Head Side Height C	Recess Dia. E	Recess Width N	Dim. +/- .005 G	PK Ref. Only
Size Code No.		Thread										
-16 -18	-16P -18P	6-32	.500 .625	3/16	5/16 7/16	.208-.226	.111-.132	.086-.096	.152-.166	.028	.095	.26
-26 -28	-26P -28P	8-32	.500 .625	3/16	5/16 7/16	.250-.270	.133-.156	.102-.113	.169-.182	.030	.120	.28
-38 -40 -42	-38P -40P -42P	10-24	.625 .750 .875	1/4	3/8 1/2 5/8	.292-.313	.156-.180	.118-.130	.186-.199	.031	.130	.36
-50 -52 -54	-50P -52P -54P	10-32	.625 .750 .875	1/4	3/8 1/2 5/8	.292-.313	.156-.180	.118-.130	.186-.199	.031	.130	.36
-64 -66 -68 -70	-64P -66P -68P -70P	1/4-20	.750 .875 1.000 1.125	1/4	1/2 5/8 3/4 7/8	.389-.414	.207-.237	.155-.170	.268-.281	.036	.175	.39

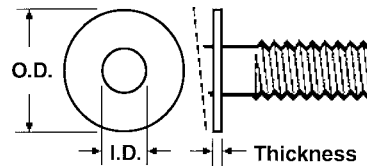
Other sizes available.

CAPTIVE WASHERS for Phillips Fillister Head Screws

Part No. CSW200 - (Size Code No.) - 29 (Teflon)

Size Code No.	Screw Size	Outside Diameter +/- .010	Inside Diameter +/- .005	Thickness +/- .005
-2	6	.312	.130	.030
-3	8	.312	.155	.030
-4	10	.375	.180	.030
-5	1/4	.500	.240	.045

Washers are available in Teflon (Material Code No. -29)

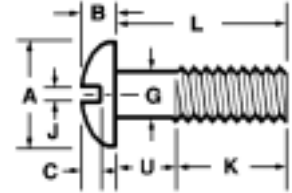


Other sizes available.

CAPTIVE PANEL SCREWS AND WASHERS (continued)

Available in the following materials:

Material Code No.	Material Name	Material Code No.	Material Name	Material Code No.	Material Name
-5	Ultem® 1000	-37	PVDF (Kynar)	-273	PVC (black)
-15	PEEK™	-60	Glass-filled Nylon	-274	PVC (clear)
-24	Delrin (white)	-213	Vespel®	-2401	Meldin®
-27	PVC (grey)	-272	PVC (white)		



SLOTTED ROUND HEAD

Part No. CS500 - (Size Code No.) - (Material Code No.)

Slotted Round Head	With Point		Dim. L	Dim. +/- .010 K	Dim. +/- .010 U	Head Dia. A	Head Height B	Slot Width J	Slot Depth C	Dim. +/- .005 G	PK Ref. Only
Size Code No.	Thread										
-16 -18	-16P -18P	6-32	.500 .625	3/16	5/16 7/16	.240-.260	.091-.103	.039-.048	.051-.068	.095	.26
-26 -28	-26P -28P	8-32	.500 .625	3/16	5/16 7/16	.287-.309	.107-.120	.045-.054	.058-.077	.120	.28
-38 -40 -42	-38P -40P -42P	10-24	.625 .750 .875	1/4	3/8 1/2 5/8	.334-.359	.123-.137	.050-.060	.067-.087	.130	.36
-50 -52 -54	-50P -52P -54P	10-32	.625 .750 .875	1/4	3/8 1/2 5/8	.334-.359	.123-.137	.050-.060	.067-.087	.130	.36
-64 -66 -68 -70	-64P -66P -68P -70P	1/4-20	.750 .875 1.000 1.125	1/4	1/2 5/8 3/4 7/8	.443-.472	.160-.175	.064-.075	.082-.109	.175	.39

Other sizes available.

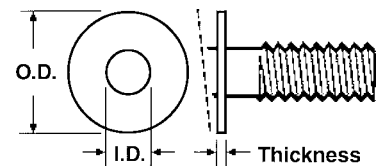
CAPTIVE WASHERS for Slotted Round Head Screws

Part No. CSW500 - (Size Code No.) - 29 (Teflon)

Size Code No.	Screw Size	Outside Diameter +/- .010	Inside Diameter +/- .005	Thickness +/- .005
-2	6	.312	.130	.030
-3	8	.500	.155	.030
-4	10	.500	.180	.030
-5	1/4	.562	.240	.045

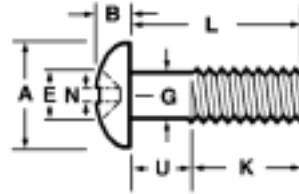
Other sizes available.

Washers are available in Teflon (Material Code No. -29)



CAPTIVE PANEL SCREWS AND WASHERS (continued)

See next page for available materials.



PHILLIPS ROUND HEAD

Part No. CS502 - (Size Code No.) - (Material Code No.)

Phillips Round Head	With Point	Thread	Dim. L	Dim. +/- .010 K	Dim. +/- .010 U	Head Dia. A	Head Height B	Recess Dia. E	Recess Width N	Dim. +/- .005 G	PK Ref. Only
Size Code No.											
-16 -18	-16P -18P	6-32	.500 .625	3/16	5/16 7/16	.240-.260	.091-.103	.091-.103	.149-.162	.095	.26
-26 -28	-26P -28P	8-32	.500 .625	3/16	5/16 7/16	.287-.309	.107-.120	.107-.120	.165-.178	.120	.28
-38 -40 -42	-38P -40P -42P	10-24	.625 .750 .875	1/4	3/8 1/2 5/8	.334-.359	.123-.137	.123-.137	.182-.195	.130	.36
-50 -52 -54	-50P -52P -54P	10-32	.625 .750 .875	1/4	3/8 1/2 5/8	.334-.359	.123-.137	.123-.137	.182-.195	.130	.36
-64 -66 -68 -70	-64P -66P -68P -70P	1/4-20	.750 .875 1.000 1.125	1/4	1/2 5/8 3/4 7/8	.443-.472	.160-.175	.160-.175	.255-.268	.175	.39

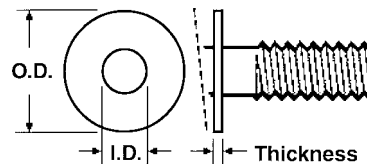
Other sizes available.

CAPTIVE WASHERS for Phillips Round Head Screws

Part No. CSW500 - (Size Code No.) - 29 (Teflon)

Washers are available in Teflon (Material Code No. -29)

Size Code No.	Screw Size	Outside Diameter +/- .010	Inside Diameter +/- .005	Thickness +/- .005
-2	6	.312	.130	.030
-3	8	.500	.155	.030
-4	10	.500	.180	.030
-5	1/4	.562	.240	.045

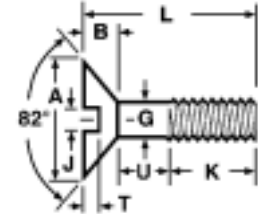


Other sizes available.

CAPTIVE PANEL SCREWS AND WASHERS (continued)

Available in the following materials:

Material Code No.	Material Name	Material Code No.	Material Name	Material Code No.	Material Name
-5	Ultem® 1000	-37	PVDF (Kynar)	-273	PVC (black)
-15	PEEK™	-60	Glass-filled Nylon	-274	PVC (clear)
-24	Delrin (white)	-213	Vespe®	-2401	Meldin®
-27	PVC (grey)	-272	PVC (white)		



SLOTTED FLAT HEAD

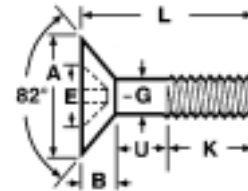
Part No. CS800 - (Size Code No.) - (Material Code No.)

Slotted Flat Head	With Point		Dim. L	Dim. +/- .010 K	Dim. +/- .010 U	Head Dia. A	Ref. B	Slot Width J	Slot Depth T	Dim. +/- .005 G	PK Ref. Only
Size Code No.		Thread									
-20 -22	-20P -22P	6-32	.500 .625	3/16	5/16 7/16	.244-.279	.083	.039-.048	.024-.038	.095	.26
-62 -64	-62P -64P	8-32	.500 .625	3/16	5/16 7/16	.292-.332	.100	.045-.054	.029-.045	.120	.28
-106 -108 -110	-106P -108P -110P	10-32	.625 .750 .875	1/4	3/8 1/2 5/8	.340-.385	.116	.050-.060	.034-.053	.130	.36
-150 -152 -154 -156	-150P -152P -154P -156P	1/4-20	.750 .875 1.000 1.125	1/4	1/2 5/8 3/4 7/8	.452-.507	.153	.064-.075	.046-.070	.175	.39
-212 -214 -216 -218 -220 -222	-212P -214P -216P -218P -220P -222P	5/16-18	1.000 1.125 1.250 1.375 1.500 1.625	1/4	27/32 15/16 1 1/16 1 1/8 1 1/4 1 3/8	.568-.635	.191	.072-.084	.058-.088	.230	.43

Other sizes available.

CAPTIVE PANEL SCREWS AND WASHERS (continued)

See next page for available materials.



PHILLIPS FLAT HEAD

Part No. CS802 - (Size Code No.) - (Material Code No.)

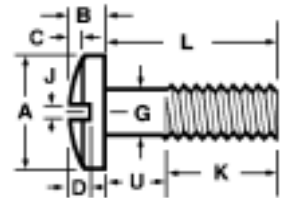
Phillips Flat Head	With Point									
Size Code No.	Thread	Dim. L	Dim. +/- .010 K	Dim. +/- .010 U	Head Dia. A	Ref. B	Recess Dia. E	Dim. +/- .005 G	PK Ref. Only	
-20 -22	-20P -22P	6-32	.500 .625	3/16	5/16 7/16	.244-.279	.083	.161-.174	.095	.26
-62 -64	-62P -64P	8-32	.500 .625	3/16	5/16 7/16	.292-.332	.100	.176-.189	.120	.28
-106 -108 -110	-106P -108P -110P	10-32	.625 .750 .875	1/4	3/8 1/2 5/8	.340-.385	.116	.191-.204	.130	.36
-150 -152 -154 -156	-150P -152P -154P -156P	1/4-20	.750 .875 1.000 1.125	1/4	1/2 5/8 3/4 7/8	.452-.507	.153	.270-.283	.175	.39
-212 -214 -216 -218 -220 -222	-212P -214P -216P -218P -220P -222P	5/16-18	1.000 1.125 1.250 1.375 1.500 1.625	1/4	27/32 15/16 1 1/16 1 1/8 1 1/4 1 3/8	.568-.635	.191	.352-.365	.230	.43

Other sizes available.

CAPTIVE PANEL SCREWS AND WASHERS (continued)

Available in the following materials:

Material Code No.	Material Name	Material Code No.	Material Name	Material Code No.	Material Name
-5	Ulitem® 1000	-37	PVDF (Kynar)	-273	PVC (black)
-15	PEEK™	-60	Glass-filled Nylon	-274	PVC (clear)
-24	Delrin (white)	-213	VespeI®	-2401	Meldin®
-27	PVC (grey)	-272	PVC (white)		



SLOTTED BINDING HEAD

Part No. CS300 - (Size Code No.) - (Material Code No.)

Slotted Binding Head	With Point		Dim. L	Dim. +/- .010 K	Dim. +/- .010 U	Head Dia. A	Head Height B	Oval Head Height C	Slot Depth D	Slot Width J	Dim. +/- .005 G	PK Ref. Only
Size Code No.	Thread											
-26 -28	-26P -28P	6-32	.500 .625	3/16	5/16 7/16	.275-.290	.078-.087	.024-.032	.040-.053	.039-.048	.095	.26
-38 -40	-38P -40P	8-32	.500 .625	3/16	5/16 7/16	.326-.344	.095-.105	.029-.039	.050-.065	.045-.054	.120	.28
-50 -52 -54	-50P -52P -54P	10-24	.625 .750 .875	1/4	3/8 1/2 5/8	.378-.399	.112-.123	.034-.045	.060-.077	.050-.060	.130	.36
-64 -66 -68	-64P -66P -68P	10-32	.625 .750 .875	1/4	3/8 1/2 5/8	.378-.399	.112-.123	.034-.045	.060-.077	.050-.060	.130	.36
-80 -82 -84 -86	-80P -82P -84P -86P	1/4-20	.750 .875 1.000 1.125	1/4	1/2 5/8 3/4 7/8	.498-.525	.152-.165	.046-.061	.084-.105	.064-.075	.175	.39

Other sizes available.

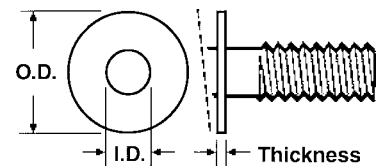
CAPTIVE WASHERS for Slotted Binding Head Screws

Part No. CSW300 - (Size Code No.) - 29 (Teflon)

Size Code No.	Screw Size	Outside Diameter +/- .010	Inside Diameter +/- .005	Thickness +/- .005
-2	6	.312	.130	.030
-3	8	.375	.155	.030
-4	10	.500	.180	.030
-5	1/4	.562	.240	.045

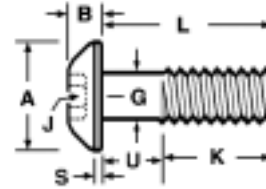
Other sizes available.

Washers are available in Teflon (Material Code No. -29)



CAPTIVE PANEL SCREWS AND WASHERS (continued)

See next page for available materials.



HEX SOCKET BUTTON HEAD

Part No. CS602 - (Size Code No.) - (Material Code No.)

Hex Socket Button Head	With Point										
Size Code No.	Thread	Dim. L	Dim. +/- .010 K	Dim. +/- .010 U	Head Dia. A	Head Height B	Head Side Height Ref. S	Hex Socket Size J	Dim. +/- .005 G	PK Ref. Only	
-12 -14	-12P -13P	6-32	.500 .625	3/16	5/16 7/16	.250-.262	.063-.073	.015	.078	.095	.26
-20 -22	-20P -22P	8-32	.500 .625	3/16	5/16 7/16	.298-.312	.077-.087	.015	.094	.120	.28
-32 -34 -36	-32P -34P -36P	10-32	.625 .750 .875	1/4	3/8 1/2 5/8	.347-.361	.091-.101	.020	.125	.130	.36
-46 -48 -50 -500	-46P -48P -50P -500P	1/4-20	.750 .875 1.000 1.125	1/4	1/2 5/8 3/4 7/8	.419-.437	.122-.132	.031	.156	.175	.39
-62 -64 -66 -68 -70 -72	-62P -64P -66P -68P -70P -72P	5/16-18	1.000 1.125 1.250 1.375 1.500 1.625	1/4	27/32 15/16 1 1/16 1 1/8 1 3/4 1 1/38	.527-.547	.152-.166	.031	.188	.230	.43

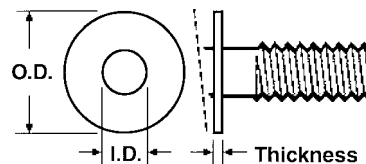
Other sizes available.

CAPTIVE WASHERS for Hex Socket Button Head Screws

Part No. CSW600 - (Size Code No.) - 29 (Teflon)

Size Code No.	Screw Size	Outside Diameter +/- .010	Inside Diameter +/- .005	Thickness +/- .005
-2	6	.312	.130	.030
-3	8	.375	.155	.030
-4	10	.375	.180	.030
-5	1/4	.500	.240	.045
-6	5/16	.625	.300	.085

Washers are available in Teflon (Material Code No. -29)

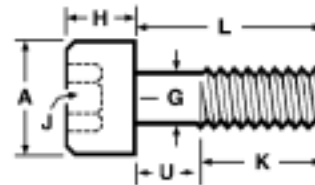


Other sizes available.

CAPTIVE PANEL SCREWS AND WASHERS (continued)

Available in the following materials:

Material Code No.	Material Name	Material Code No.	Material Name	Material Code No.	Material Name
-5	Ultem® 1000	-37	PVDF (Kynar)	-273	PVC (black)
-15	PEEK™	-60	Glass-filled Nylon	-274	PVC (clear)
-24	Delrin (white)	-213	VespeI®	-2401	Meldin®
-27	PVC (grey)	-272	PVC (white)		



SOCKET HEAD CAP SCREW

Part No. CS600 - (Size Code No.) - (Material Code No.)

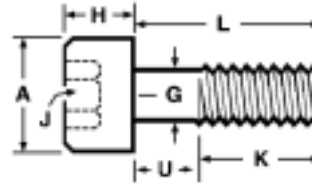
Socket Head Cap	With Point		Dim. L	Dim. +/- .010 K	Dim. +/- .010 U	Head Dia. A	Head Height B	Hex Socket Size J	Dim. +/- .005 G	PK Ref. Only
Size Code No.	Thread									
-18 -20	-18P -20P	6-32	.500 .625	3/16	5/16 7/16	.218-.226	.134-.138	.109	.095	.26
-32 -34	-32P -34P	8-32	.500 .625	3/16	5/16 7/16	.262-.270	.159-.164	.141	.120	.28
-46 -48 -50	-46P -48P -50P	10-24	.625 .750 .875	1/4	3/8 1/2 5/8	.303-.312	.185-.190	.156	.130	.36
-64 -66 -68	-64P -66P -68P	10-32	.625 .750 .875	1/4	3/8 1/2 5/8	.303-.312	.185-.190	.156	.130	.36
-84 -86 -88 -90	-84P -86P -88P -90P	1/4-20	.750 .875 1.000 1.125	1/4	1/2 5/8 3/4 7/8	.365-.375	.244-.250	.188	.175	.39
-126 -128 -130 -132	-126P -128P -130P -132P	1/4-28	.750 .875 1.000 1.125	1/4	1/2 5/8 3/4 7/8	.365-.375	.244-.250	.188	.175	.39
-172 -174 -176 -178 -180 -182	-172P -174P -176P -178P -180P -182P	5/16-18	.750 .875 1.000 1.125 1.250 1.375	1/4	27/32 15/16 1 1/16 1 1/8 1 1/4 1 3/8	.457-.469	.306-.312	.250	.230	.55
-206 -208 -210 -212 -214 -216 -218 -220 -222 -224 -226 -228 -230	-206P -208P -210P -212P -214P -216P -218P -220P -222P -224P -226P -228P -230P	3/8-16	.500 .625 .750 .875 1.000 1.125 1.250 1.375 1.500 1.625 1.750 1.875 2.000	1/4	1/4 3/8 1/2 5/8 3/4 7/8 1 1 1/8 1 1/4 1 3/8 1 1/2 1 5/8 1 3/4	.550-.562	.368-.375	.312	.280	.59

(Continued next page.)

CAPTIVE PANEL SCREWS AND WASHERS (continued)

Available in the following materials:

Material Code No.	Material Name	Material Code No.	Material Name	Material Code No.	Material Name
-5	Ultem® 1000	-37	PVDF (Kynar)	-273	PVC (black)
-15	PEEK™	-60	Glass-filled Nylon	-274	PVC (clear)
-24	Delrin (white)	-213	VespeI®	-2401	Meldin®
-27	PVC (grey)	-272	PVC (white)		



SOCKET HEAD CAP SCREW (continued)

Part No. **CS600** - (Size Code No.) - (Material Code No.)

Socket Head Cap	With Point									
Size Code No.	Thread	Dim. L	Dim. +/- .010 K	Dim. +/- .010 U	Head Dia. A	Head Height B	Hex Socket Size J	Dim. +/- .005 G	PK Ref. Only	
-248	-248P	.500		1/4						
-250	-250P	.625		3/8						
-252	-252P	.750		1/2						
-254	-254P	.875		5/8						
-256	-256P	1.000		3/4						
-258	-258P	1.125		7/8						
-260	-260P	1.250	1/4	1	.642-.656	.430-.438	.375	.344	.62	
-262	-262P	1.375		1 1/8						
-264	-264P	1.500		1 1/4						
-266	-266P	1.625		1 3/8						
-268	-268P	1.750		1 1/2						
-270	-270P	1.875		1 5/8						
-272	-272P	2.000		1 3/4						
-290	-290P	.500		1/4						
-292	-292P	.625		3/8						
-294	-294P	.750		1/2						
-296	-296P	.875		5/8						
-298	-298P	1.000		3/4						
-300	-300P	1.125		7/8						
-302	-302P	1.250	1/4	1	.735-.750	.492-.500	.375	.4004	.66	
-304	-304P	1.375		1 1/8						
-306	-306P	1.500		1 1/4						
-308	-308P	1.625		1 3/8						
-310	-310P	1.750		1 1/2						
-312	-312P	1.875		1 5/8						
-314	-314P	2.000		1 3/4						
-316	-316P	2.125		1 7/8						
-318	-318P	2.250		2						

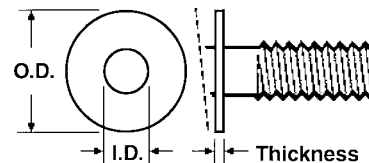
Other sizes available.

CAPTIVE WASHERS for Socket Head Cap Screws

Part No. **CSW200** - (Size Code No.) - **29** (Teflon)

Size Code No.	Screw Size	Outside Diameter +/- .010	Inside Diameter +/- .005	Thickness +/- .005
-2	6	.312	.130	.030
-3	8	.312	.155	.030
-4	10	.375	.180	.030
-5	1/4	.500	.240	.045
-6	5/16	.625	.300	.085

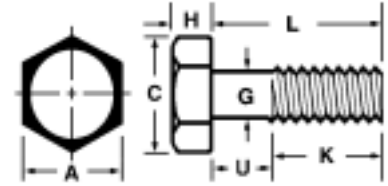
Washers are available in Teflon (Material Code No. -29)



Other sizes available.

CAPTIVE PANEL SCREWS AND WASHERS (continued)

See previous page for available materials.



HEX HEAD SCREW

Part No. CS700 - (Size Code No.) - (Material Code No.)

Hex Head	With Point		Dim. L	Dim. +/- .010 K	Dim. +/- .010 U	Head A	Head H	Min. C	Dim. +/- .005 G	PK Ref. Only
Size Code No.		Thread								
-12 -14	-12P -14P	6-32	.500 .625	3/16	5/16 7/16	.244-.250	.080-.093	.272	.095	.26
-26 -28	-26P -28P	8-32	.500 .625	3/16	5/16 7/16	.244-.250	.096-.110	.272	.120	.28
-42 -44 -46	-42P -44P -46P	10-24	.625 .750 .875	1/4	3/8 1/2 5/8	.305-.312	.105-.120	.340	.130	.36
-58 -60 -62	-58P -60P -62P	10-32	.625 .750 .875	1/4	3/8 1/2 5/8	.305-.312	.105-.120	.340	.130	.36
-72 -74 -76 -78	-72P -74P -76P -78P	1/4-20	.750 .875 1.000 1.125	1/4	1/2 5/8 3/4 7/8	.428-.438	.150-.163	.488	.175	.39
-88 -90 -92 -922 -924 -926	-88P -90P -92P -922P -924P -926P	5/16-18	1.000 1.125 1.250 1.375 1.500 1.625	1/4	27/32 15/16 1 1/16 1 1/8 1 1/4 1 3/8	.489-.500	.195-.211	.557	.230	.43
-100 -102 -104 -106 -108 -110 -112 -114 -116	-100P -102P -104P -106P -108P -110P -112P -114P -116P	3/8-16	1.000 1.125 1.250 1.375 1.500 1.625 1.750 1.875 2.000	3/8	5/8 3/4 7/8 1 1 1/8 1 1/4 1 3/8 1 1/2 1 5/8	.551-.562	.226-.243	.628	.280	.59

Other sizes available.

CAPTIVE WASHERS for Hex Head Screws

Part No. CSW200 - (Size Code No.) - 29 (Teflon)

Size Code No.	Screw Size	Outside Diameter +/- .010	Inside Diameter +/- .005	Thickness +/- .005
-2	6	.312	.130	.030
-3	8	.312	.155	.030
-4	10	.375	.180	.030
-5	1/4	.500	.240	.045
-6	5/16	.625	.300	.085

Other sizes available.

Washers are available in Teflon (Material Code No. -29)

