

# MOLDED METRIC MACHINE SCREWS - L Series

For other materials refer to **Craftech MOLDED METRIC SCREWS**  
on pages 30-73 (MH, J, & K series).  
For Nylon 6/6 MOLDED SCREWS, see pages 75-100.

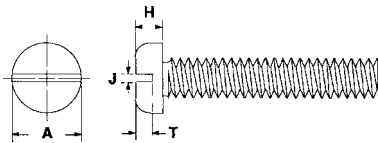
\*Available in other materials. See material list in index.  
Other sizes available on request.  
Dimensions may vary with material.

\*Available in the following material:

<b>Material Code No.</b>	<b>Material Name</b>
-15	PEEK™

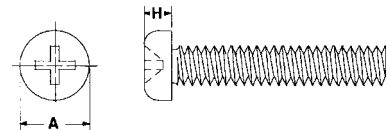
(Part No.) - (Size Code No.) - (Material Code No.)  
(below) (page 69) (above)

**PAN HEAD SLOTTED**  
Part No. L244 -

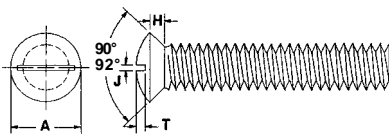


Thread Size	A nom	H nom	J nom	T nom
M3 x 0,5	6,00	1,80	0,80	0,82
M4 x 0,7	8,00	2,40	1,20	1,15
M5 x 0,8	10,00	3,00	1,20	1,35
M6 x 1	12,00	3,60	1,60	1,70

**PAN HEAD CROSS RECESSED**  
Part No. L245 -

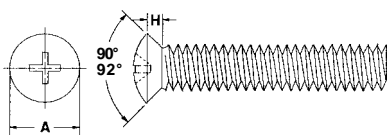


**RAISED COUNTERSUNK HEAD SLOTTED**  
Part No. L250 -

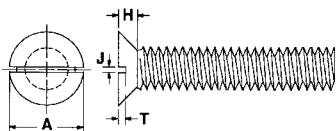


Thread Size	A nom	H max	J nom	T nom
M2 x 0,4	3,80	1,20	0,60	0,90
M2,5 x 0,45	4,70	1,50	0,70	1,10
M3 x 0,5	5,60	1,65	0,90	1,32
M3,5 x 0,6	6,50	1,93	1,10	1,55
M4 x 0,7	7,50	2,20	1,30	1,75
M5 x 0,8	9,20	2,50	1,40	2,15
M6 x 1,0	11,00	3,00	1,70	2,60
M8 x 1,25	14,50	4,00	2,10	3,70 (max)
M10 x 1,5	18,00	5,00	2,60	4,30

**RAISED COUNTERSUNK HEAD CROSS RECESSED**  
Part No. L249 -

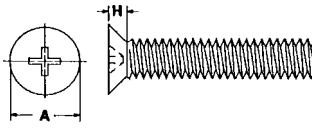


**COUNTERSUNK HEAD SLOTTED**  
Part No. L251 -



Thread Size	A nom	H max	J nom	T nom
M2 x 0,4	3,80	1,20	0,50	0,50
M2,5 x 0,45	4,70	1,50	0,60	0,60
M3 x 0,5	5,60	1,65	0,80	0,72
M4 x 0,7	7,50	2,20	1,00	0,95
M5 x 0,8	9,20	2,50	1,20	1,15
M6 x 1,0	11,00	3,00	1,60	1,40
M8 x 1,25	14,50	4,00	2,00	1,85
M10 x 1,50	18,00	5,00	2,50	2,30
M12 x 1,75	22,00	6,00	3,00	2,70

**COUNTERSUNK HEAD CROSS RECESSED**  
Part No. L252 -



Parts are made to DIN dimensions. Materials are selected by customer.

MOLDED METRIC MACHINE SCREWS - L Series (continued)

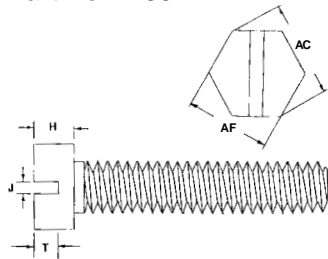
MOLDED METRIC MACHINE SCREWS, CAP SCREWS, BOLTS, THUMB SCREWS and SET SCREWS SIZE CODE CHART

ALL DIMENSIONS GIVEN IN MILLIMETERS

Size Code No.	Thread Size	Length	Size Code No.	Thread Size	Length	Size Code No.	Thread Size	Length	Size Code No.	Thread Size	Length
-1000	M2 x 0,4	3mm	-25	M3 x 0,5	20mm	-52	M5 x 0,8	20mm	-77	M8 x 1,25	35mm
-1	M2 x 0,4	4mm	-26	M3 x 0,5	25mm	-53	M5 x 0,8	25mm	-78	M8 x 1,25	40mm
-2	M2 x 0,4	5mm	-27	M3 x 0,5	30mm	-54	M5 x 0,8	30mm	-79	M8 x 1,25	45mm
-3	M2 x 0,4	6mm	-28	M3,5 x 0,6	5mm	-55	M5 x 0,8	35mm	-80	M8 x 1,25	50mm
-4	M2 x 0,4	8mm	-29	M3,5 x 0,6	6mm	-56	M5 x 0,8	40mm	-81	M8 x 1,25	55mm
-5	M2 x 0,4	10mm	-30	M3,5 x 0,6	8mm	-57	M6 x 1,00	5mm	-82	M8 x 1,25	60mm
-6	M2 x 0,4	12mm	-31	M3,5 x 0,6	10mm	-58	M6 x 1,00	8mm	-83	M8 x 1,25	65mm
-600	M2 x 0,4	15mm	-32	M3,5 x 0,6	12mm	-59	M6 x 1,00	10mm	-84	M8 x 1,25	70mm
-7	M2 x 0,4	16mm	-33	M3,5 x 0,6	16mm	-60	M6 x 1,00	12mm	-85	M10 x 1,50	10mm
-8	M2 x 0,4	20mm	-34	M3,5 x 0,6	20mm	-603	M6 x 1,00	15mm	-853	M10 x 1,50	15mm
-9	M2 x 0,4	25mm	-35	M3,5 x 0,6	25mm	-61	M6 x 1,00	16mm	-86	M10 x 1,50	16mm
-10	M2,5 x 0,45	4mm	-36	M3,5 x 0,6	35mm	-62	M6 x 1,00	20mm	-87	M10 x 1,50	20mm
-11	M2,5 x 0,45	5mm	-37	M4 x 0,7	6mm	-63	M6 x 1,00	25mm	-88	M10 x 1,50	25mm
-12	M2,5 x 0,45	6mm	-38	M4 x 0,7	8mm	-64	M6 x 1,00	30mm	-89	M10 x 1,50	30mm
-13	M2,5 x 0,45	8mm	-39	M4 x 0,7	10mm	-65	M6 x 1,00	35mm	-90	M10 x 1,50	35mm
-14	M2,5 x 0,45	10mm	-40	M4 x 0,7	12mm	-66	M6 x 1,00	40mm	-91	M10 x 1,50	40mm
-15	M2,5 x 0,45	12mm	-41	M4 x 0,7	16mm	-67	M6 x 1,00	45mm	-92	M10 x 1,50	50mm
-16	M2,5 x 0,45	16mm	-42	M4 x 0,7	20mm	-68	M6 x 1,00	50mm	-93	M10 x 1,50	60mm
-17	M2,5 x 0,45	20mm	-43	M4 x 0,7	25mm	-69	M6 x 1,00	55mm	-94	M10 x 1,50	70mm
-18	M2,5 x 0,45	25mm	-44	M4 x 0,7	30mm	-70	M8 x 1,25	8mm	-95	M10 x 1,50	75mm
-19	M3 x 0,5	5mm	-45	M4 x 0,7	35mm	-71	M8 x 1,25	10mm	-96	M12 x 1,75	20mm
-20	M3 x 0,5	6mm	-46	M4 x 0,7	40mm	-72	M8 x 1,25	12mm	-97	M12 x 1,75	30mm
-21	M3 x 0,5	8mm	-47	M5 x 0,8	6mm	-723	M8 x 1,25	15mm	-98	M12 x 1,75	40mm
-22	M3 x 0,5	10mm	-48	M5 x 0,8	8mm	-73	M8 x 1,25	16mm	-99	M12 x 1,75	50mm
-23	M3 x 0,5	12mm	-49	M5 x 0,8	10mm	-74	M8 x 1,25	20mm	-100	M12 x 1,75	60mm
-233	M3 x 0,5	15mm	-50	M5 x 0,8	12mm	-75	M8 x 1,25	25mm	-101	M12 x 1,75	70mm
-24	M3 x 0,5	16mm	-51	M5 x 0,8	15mm	-76	M8 x 1,25	30mm	-102	M12 x 1,75	75mm

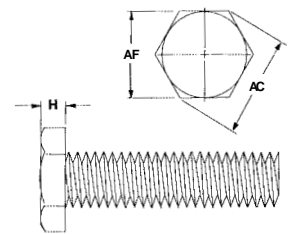
(Part No.) - (Size Code No.) - (Material Code No.)  
(below) (above) (page 68)

**HEX HEAD SLOTTED**  
Part No. L255 -

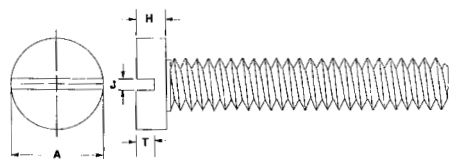


Thread Size	AF nom	H nom	AC max	J nom	T nom
M5 x 0,8	8,00	3,50	8,63	1,20	1,40
M6 x 1,0	10,00	4,00	10,89	1,60	1,60
M8 x 1,25	13,00	5,30	14,20	2,00	2,12
M10 x 1,5	17,00	6,40	18,72	2,50	2,56

**HEX HEAD**  
Part No. L246 -



**SLOTTED CHEESE HEAD**  
Part No. L243 -

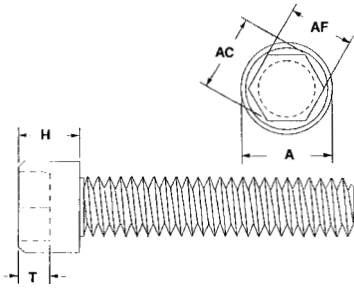


Thread Size	A nom	H nom	J nom	T nom
M2 x 0,4	3,80	1,30	0,70	0,90
M2,5 x 0,45	4,50	1,60	0,80	1,00
M3 x 0,5	5,50	2,00	1,00	1,20
M3,5 x 0,6	6,00	2,40	1,20	1,40
M4 x 0,7	7,00	2,60	1,51	1,50
M5 x 0,8	8,50	3,30	1,50	1,80
M6 x 1,0	10,00	3,90	1,90	2,30
M8 x 1,25	13,00	5,00	2,30	2,80
M10 1,5	16,00	6,00	2,80	3,30

## MOLDED METRIC HEX CAP SCREWS and BOLTS - L Series

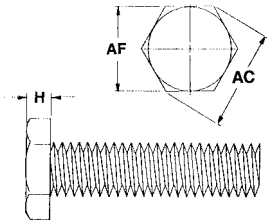
(Part No.) - (Size Code No.) - (Material Code No.)  
 (below) (page 69) (page 68)

### HEX SOCKET HEAD CAP Part No. L256 -



Thread Size	A	H	T	AF	AC
	max	nom	min	nom	min
M2 x 0,4	3,80	1,93	1,00	1,50	1,73
M2,5 x 0,45	4,45	2,43	1,10	2,00	2,30
M3 x 0,5	5,50	2,93	1,30	2,50	2,87
M4 x 0,7	7,00	3,91	2,00	3,00	3,44
M5 x 0,8	8,50	4,91	2,50	4,00	4,58
M6 x 1,0	10,00	5,85	3,00	5,00	5,72
M8 x 1,25	13,00	7,82	4,00	6,00	6,86
M10 x 1,5	16,00	9,82	5,00	8,00	9,15
M12 x 1,75	18,00	11,78	6,00	10,00	11,53

### HEX HEAD BOLTS Part No. L257 -

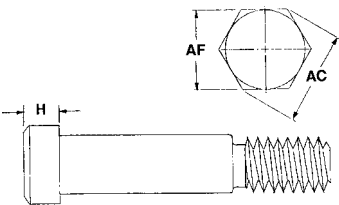


Thread Size	AF nom	H nom	AC min
M5 x 0,8	8,00	3,50	8,63
M6 x 1,00	10,00	4,00	10,89
M8 x 1,25	13,00	5,30	14,20
M10 x 1,5	17,00	6,40	18,72
M12 x 1,75	19,00	7,50	20,88

## MOLDED METRIC HEX FIT BOLTS - L Series

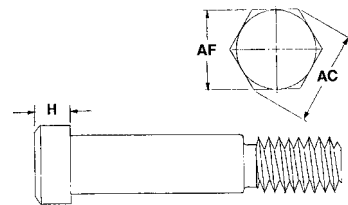
(Part No.) - (Size Code No.) - (Material Code No.)  
 (below) (page 69) (page 68)

### HEX FIT BOLTS with Long Threaded Dog Point Part No. L309 -



Thread Size	AF nom	H nom	AC min
M8	13,00	5,30	14,38
M10	16/17,00	6,40	17,77/18,90
M12	18/19,00	7,50	19,85/20,88

### HEX FIT BOLTS with Short Threaded Dog Point Part No. L310 -



## MOLDED METRIC FLANGED HEX CAP SCREWS - L Series

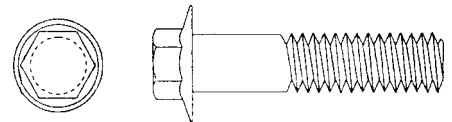
\*Available in other materials. See material list in index.  
Other sizes available on request.  
*Dimensions may vary with material.*

\*Available in the following material:

<b>Material Code No.</b>	<b>Material Name</b>
-15	PEEK™

**Part No. L258** - (Size Code No.) - (Material Code No.)

Size Code No.	Thread Size	Length	Size Code No.	Thread Size	Length
-5	M10	35	-14	M10	60
-6	M10	40	-16	M10	65
-8	M10	45	-18	M10	70
-10	M10	50	-20	M10	75
-12	M10	55			



## MOLDED METRIC HEX SOCKET COUNTERSUNK SCREWS - L Series

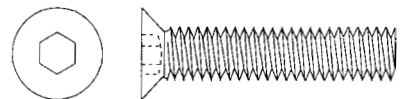
\*Available in other materials. See material list in index.  
Other sizes available on request.  
*Dimensions may vary with material.*

\*Available in the following material:

<b>Material Code No.</b>	<b>Material Name</b>
-15	PEEK™

**Part No. L259** - (Size Code No.) - (Material Code No.)

Size Code No.	Thread Size	Length	Size Code No.	Thread Size	Length
-5	M10	20	-12	M10	35
-6	M10	22	-14	M10	40
-8	M10	25	-16	M10	45
-10	M10	30	-18	M10	50



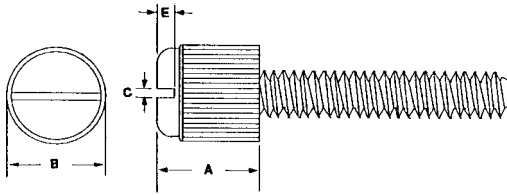
# MOLDED METRIC THUMB SCREWS - L Series

(Part No.) - (Size Code No.) - (Material Code No.)  
 (below) (page 69) (below)

\*Available in the following material:

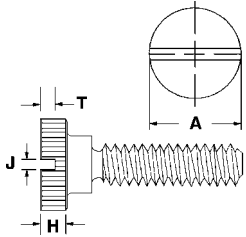
Material Code No.	Material Name
-15	PEEK™

## THUMB SCREW SLOTTED Part No. L241 -



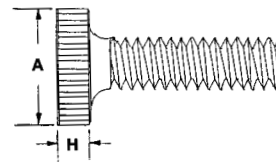
Thread Size	A	B	C	E
M3 x ,5	5,5	8,1	1,0	1,1
M3,5 x ,6	6,4	8,8	1,1	1,3
M4 x ,7	7,1	9,7	1,2	1,5
M5 x ,8	8,1	10,5	1,4	1,7
M6 x 1,0	8,3	12,5	1,8	2,2

## KNURLED THUMB SCREW SLOTTED Part No. L308 -



Thread Size	A nom	H nom	J nom	T nom
M2 x 0,4	9,00	2,00	0,50	1,25
M2,5 x 0,45	11,00	2,50	0,60	1,65
M3 x 0,5	12,00	2,50	0,80	2,00
M4 x 0,7	16,00	3,50	1,00	2,45
M5 x 0,8	20,00	4,00	1,20	3,10
M6 x 1	24,00	5,00	1,60	3,90
M8 x 1,25	30,00	6,00	2,00	5,00
M10 x 1,5	36,00	8,00	2,50	6,50

## KNURLED THIN THUMB SCREW Part No. L307 -





# MOLDED METRIC SET SCREWS - L Series

\*Available in other materials. See material list in index.  
 Other sizes available on request.  
 Dimensions may vary with material.

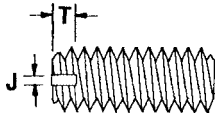
\*Available in the following material:

Material Code No.	Material Name
-15	PEEK™

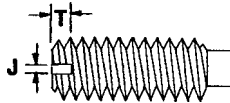
Part No. **L260** - (Size Code No.) - (Set Style) - SL  (Slotted) or SK  (Socket) - (Material Code No.)  
 (page 69) (below) (above)

Set Style:

**FLAT POINT - FP**



**LONG DOG POINT - LDP**



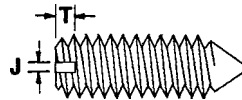
**FULL DOG POINT - FDP**



**CUP POINT - CP**



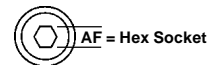
**CONE POINT - CNP**



**CHAMFERED END - CE**



Thread Size	J nom	T nom	AF nom
M2 x 0,4	0,25	0,64	0,90
M2,5 x 0,45	0,40	0,72	1,30
M3 x 0,5	0,40	0,80	1,50
M4 x 0,7	0,60	1,12	2,00
M5 x 0,8	0,80	1,28	2,50
M6 x 1	1,00	1,60	3,00
M8 x 1,25	1,20	2,00	4,00
M10 x 1,5	1,60	2,40	5,00
M12 x 1,75	2,00	2,80	6,00



Parts are made to DIN dimensions. Materials are selected by customer.